



TRIPLEX STACK MOUNTED LUBRICATED ROTARY VANE MEDICAL VACUUM SYSTEMS 25 HP

The EMSE CORPORATION stack mounted Medical Vacuum system is a completely packaged NFPA 99 and NEC compliant assembly featuring rotary vane vacuum pumps, U.L. listed control cabinet, an ASME receiver and the accessories required to meet and exceed the current code requirements.

All components are piped and wired to single-point service connections. The only field connections are air intake, air discharge and power at the control panel. All interconnecting piping and wiring is complete and operationally tested prior to shipment. Liquid tight conduit, fittings and junction boxes are provided for all control and power wiring.

VACUUMPUMPS

The medical vacuum pumps are continuous duty rotary, vane, air-cooled equipped with non-asbestos vanes, having a minimum life of 40,000 hours. The pumps are provided with a full recirculated oil supply. The oil separation consists of four stages of oil and smoke eliminators capable of removing 99.9+% of oil and smoke from the exhaust.

Each vacuum pump is driven by a 3 phase, 60 cycle, TEFC NEMA C-face motor.

Each vacuum pump is supplied with an inlet check valve, inlet isolation valve, anti-suck-back valve, inlet filter screen, oil sight gauge, oil drain valve, exhaust pressure gauge, vacuum switch, inlet and discharge flex connector and a shut-off cock for gauge and vacuum switches.

RECEIVER

The system includes a vacuum receiver of ASME construction rated for 200PSI MWP. The tank includes a vacuum gauge, valved by-pass and manual tank drain.

CONTROL PANEL

The system includes a UL listed control panel in a NEMA 12 enclosure. The panel includes the following standard accessories for **each** pump: externally operable circuit breaker with a door interlock, control circuit transformer with fused primary and secondary coils, H-O-A switch, run light, hour meter, magnetic starter with 3 leg overload protection, reset switch and minimum run timer to prevent short cycle operation.

A plug-in type programmable controller with removable terminals allows quick and easy replacement in the field.



The system is designed to function even if the programmable controller fails. If one of the pumps is out of service the system control shall omit the pump from the alternating cycle, automatically alternating between the remaining pumps only. The system shall revert to normal alternation automatically when the condition is corrected.

In addition to automatic alternation, the system shall be equipped with forced time alternation in the event the pump is unable to satisfy the demand in 30 minutes.

Local "Backup in use" audible and visual alarms are provided per NFPA 99. The alarm includes an indicating light and horn. The audible alarm can be canceled with the "Silence" button. The visual alarm remains energized until the problem is corrected. Each alarm function includes dry contacts for connection to the master alarm.

All control and alarm functions remain energized while any vacuum pump remains electrically on-line.

Field adjustable control switches are pre-set to operate the lead vacuum pump between 20" Hg and 25" Hg and the lag pump between 18" Hg and 25" Hg. The stand-by vacuum pump will automatically start at 18" Hg if one of the other vacuum pumps fails to operate.



WARRANTY

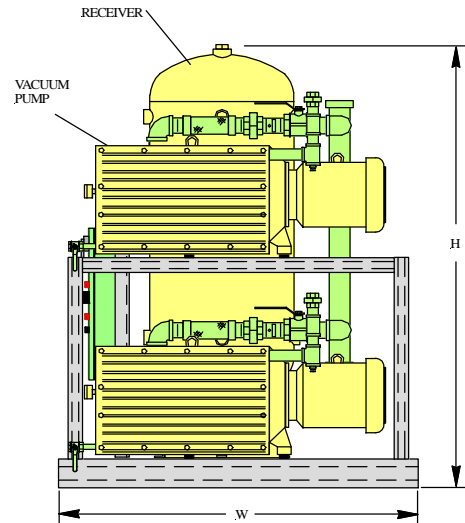
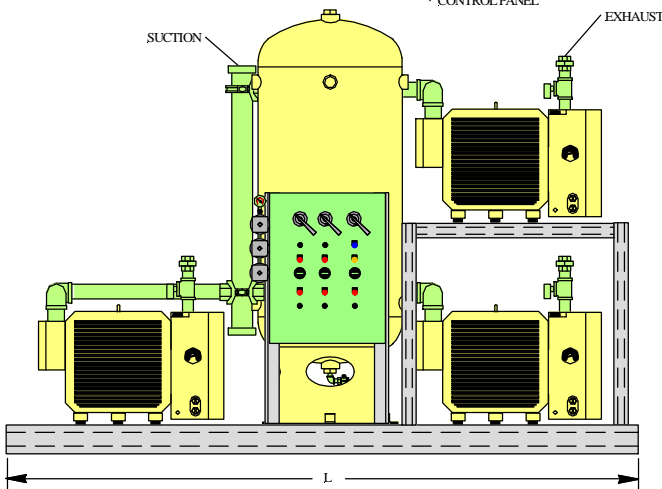
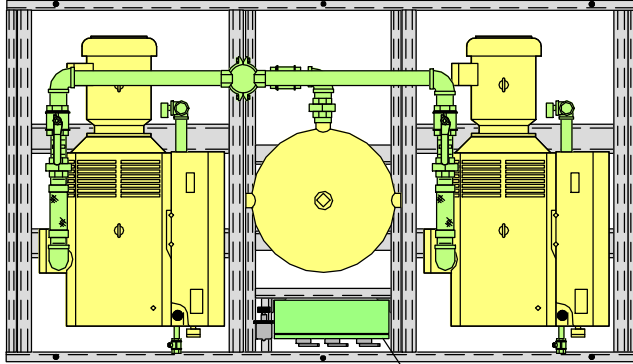
The Medical Vacuum system is guaranteed by the manufacturer for a period of 12 months from the date of start-up or 18 months from the date of shipment (whichever comes first) against defects in design, materials, or construction. In addition, the bare pumps are guaranteed for 36 months from the date of shipment.

Optional System Accessories

(only checked options will be supplied)

- Touch screen interface with ethernet connectivity, embedded web page for remote monitoring and electronic notifications of alarms and warnings
- Rust protection receiver lining
- Galvanized receiver
- Pump intake filters
- Oil temperature gauges
- Receiver gauge glass
- Thermal malfunction shut-down with manual reset and alarm lights

**TRIPLEX STACK MOUNTED LUBRICATED
ROTARY VANE MEDICAL VACUUM SYSTEMS
25 HP
LAYOUT AND PERFORMANCE TABLE**



System Model Number	Horsepower		Capacity SCFM (Each Pump)		Suct. Conn.	Exh. Conn.	Tank (Gal.)	Dimensions, In.			Weight Lbs.
	Each	Total	19" Hg	25" Hg				L	W	H	
1TRR25S200	25	75	175.2	77.9	4"	3"	200	132	75	86	6520

Notes: 1. To convert Free Air Capacity (SCFM) to Expanded Air Capacity (ACFM):
 at 19" Hg multiply SCFM by 2.74
 at 25" Hg multiply SCFM by 6.1
 2. Maximum ambient temperature: 105° F. For higher ambient temperature consult factory.

Power Requirements:

(Three) _____ HP Motors, 3 Phase 60 Hertz 208 v 230 v 460 v